

BUTLER  
HARDWARE CO.,

SOLE MANUFACTURERS OF

Emerick's Patent Hand Elevators

—AND—

DUMB WAITERS.

ALSO MANUFACTURERS OF

CARRIAGE ELEVATORS,

CANNON'S AND OTHER DUMB WAITERS,

18 WARREN ST., NEW YORK.

---


AUGUST 1, 1890.

---

NEW YORK:

WILLIAMS PRINTING COMPANY, 56 AND 68 DUANE STREET.


1890.



1079  
TC

ixf

4/79



# BUTLER HARDWARE CO.,

SOLE MANUFACTURERS OF

Emerick's Patent Hand Elevators

—AND—

## DUMB WAITERS.

ALSO MANUFACTURERS OF

### CARRIAGE ELEVATORS,

CANNON'S AND OTHER DUMB WAITERS,

18 WARREN ST., NEW YORK.

---

AUGUST 1, 1890.

---

NEW YORK:

WILLIAMS PRINTING COMPANY, 66 AND 68 DUANE STREET.

1890.

## CIRCULAR.

---

NEW YORK, August 1, 1890.

We take pleasure in handing to the trade our new Catalogue of Patented Hand-power Elevators and Dumb Waiters, which we consider the most complete one now before the public.

Thanking you for past favors, we respectfully solicit a continuance of the same.

Yours, etc.,

BUTLER HARDWARE CO.,

18 WARREN ST., NEW YORK.

## TERMS.

---

**30 Days net.** 2 per cent. Discount for  
Cash remitted within 10 Days from date of  
invoice.

All accounts subject to sight draft at  
maturity, with exchange.

Prices subject to change without notice.

All Catalogues or Price-lists issued by  
us prior to this date are hereby withdrawn.

Goods delivered on board cars, New York.  
Moderate charge for boxing or crating.

All goods shipped at purchaser's risk.

BUTLER HARDWARE CO.

### EMERICK'S PATENT HAND ELEVATORS.

We recommend, especially for invalid use in private dwellings, hospitals, hotels, flats, &c. Will raise five hundred pounds with ease.

### EMERICK'S PATENT DUMB WAITER.

We desire to call especial attention to this Waiter, for use in flats, private houses, &c., where they require a Dumb Waiter that will carry from fifty to three hundred pounds with perfect ease, and will hold a standing weight of fifty to seventy-five pounds without applying the brake.

### EMERICK'S PATENT HAND ELEVATORS AND DUMB WAITERS

Are cog-gearred and arranged in such a manner as to give superior power in raising the load, which no other fixtures on the market have, and supplied with Emerick's Patent Brake, which is one of the safest and simplest in its construction ever invented, will hold the load at any desired point. The working parts being of iron, and the shafting made of cold rolled steel, running on babbit metal, they are strong as well as noiseless.


### THE CANNON DUMB WAITER

Is suitable for light use in flats and private houses, where a waiter is required to raise not over one hundred pounds, and will hold a standing weight of twenty to thirty pounds.

---

THE CHAMPION, EUREKA and COMMON SENSE DUMB WAITERS are good fixtures, where parties desire a cheaper grade of Dumb Waiters.





CUT SHOWING EMERICK PATENT HAND ELEVATOR FOR INVALID USE  
IN PRIVATE DWELLINGS, HOSPITALS, HOTELS,  
FABRIQUES, WAREHOUSES, &c.

For invalid use in private dwellings, hospitals, hotels, also for conveying trunks from floor to floor, and for heavy use in flats, factories, &c., where an Elevator is not required to carry a load of over five hundred pounds, Emerick's Patent Fixtures will give entire satisfaction.

In New York City and vicinity we contract to put in the Elevator complete. Where practicable we prefer to do this, as it insures its successful working.

Will contract to put them up in any part of the United States if so desired by parties ordering same.

Parties living at a distance can be furnished with the car and Fixtures complete, or the Fixtures only.

Any good mechanic can build the car, and, by attending to the directions on the following pages, apply the Fixtures.

There are many cases where a car is wanted to open in front on one floor and in the back on another. This requires a double-faced Fixture, which is our regular Fixture with a hoist wheel on each end of the shaft.

---

---

## NOTICE.

---

### SAFETY ATTACHMENT FOR EMERICK'S HAND ELEVATOR.

As a safety brake on the Emerick Elevator, we use two wire Cables, one  $\frac{5}{8}$  inch, and one  $\frac{1}{2}$  inch diameter as shown in sketch on pages five and nine of our Catalogue, the  $\frac{5}{8}$ -inch Cable carrying the load and the  $\frac{1}{2}$ -inch Cable as the safety attachment, being not less than  $\frac{1}{2}$  inch longer, when attached to the car and weight, than the  $\frac{5}{8}$ -inch or working Cable, so that in case the  $\frac{5}{8}$ -inch or working Cable breaks, the slack  $\frac{1}{2}$ -inch Cable takes up the load and the  $\frac{5}{8}$ -inch Cable must be replaced.

We think this makes one of the safest invalid Hand Elevators there is in use, as you have a new Cable on the waiter all the time, which does no work and both Cables are attached separately to the car by means of two eye bolts.

**DIRECTIONS FOR ORDERING EMERICK'S PAT-  
ENT HAND ELEVATOR FIXTURES.**

For openings 28 to 30 inches wide, use a 24-inch Fixture.

“ “ 32 “ 34 “ “ “ 30 “ “  
“ “ 38 “ 40 “ “ “ 36 “ “

	SINGLE FACE.	DOUBLE FACE.
Prices for Fixtures, per set, 24 inches.....	\$55.00	\$65.00
“ “ “ “ 30 “ .....	60.00	70.00
“ “ “ “ 36 “ .....	70.00	80.00

In ordering double face Fixtures state depth of well-hole, in order to obtain proper length of shaft.

Weights required for these Fixtures should be from eighty to one hundred pounds heavier than the car.

The above prices do not include car, ropes, weight or guides.

Car, weight, ropes, &c., furnished by us if desired. Prices for same on application.

**NOTICE.**

In ordering the EMERICK PATENT ELEVATOR FIXTURES, state if you wish to use Wire or Manilla rope for the weight. In case wire rope is used, we have a patent center wheel lined with wood, also wood-lined pulleys, made especially to preserve the wire rope. The center wheels and pulleys are made with a loose flange, so that when the wire rope wears down to the bolts the bolts can be taken out and the loose flange removed and new wood put in and the flange bolted on as before, at a very slight expense.

State whether weight pocket is on the right or left hand side, or in the back of opening.

In ordering weights for car of your own make, give weight of car and size of weight pocket.

INSTRUCTIONS FOR ORDERING EMERICK'S PATENT

DIRECTIONS FOR PUTTING UP

**EMERICK'S PATENT**

**HAND ELEVATOR FIXTURES.**

---

On next page will be seen a cut showing the position of the upper Fixture.

Use  $2\frac{1}{2}$ -inch board for shelf, on which securely fasten the Fixture with bolts, as shown in cut.

See that the Fixtures sit perfectly plumb and level on top shelf.


Use  $\frac{3}{4}$  Manilla rope on the hoist wheel, and  $\frac{7}{8}$  Manilla or  $\frac{5}{8}$  Wire rope for attaching weight to car.

In this cut the two friction rollers, A and B, are shown as being close together; this may not necessarily be, as A should always be so placed as to catch the rope, plumb, from the small shaft wheel, and B must be on edge of shelf to carry the weight clear of the side of car and to the center of weight pocket.

By changing these rollers, the weight can be coursed in any direction desired, either on side, back, or in the corner.


When convenient, the weight pocket should be made on the side of opening, as this makes less friction and insures easier running of the Elevator.

---



CUT SHOWING POSITION OF MACHINERY FOR EMERICK'S PATENT  
HAND ELEVATOR.

For weight in back, change direction of pulleys A and B.



CUT SHOWING EMERICK'S PATENT DUMB WAITER FOR DWELLING HOUSE,  
RESTAURANT, HOTEL AND LIGHT FACTORY USE.

Waiters can be made to fit any size of opening.

In private residences where a Dumb Waiter is required, EMERICK'S PATENT will be found to give entire satisfaction. For all ordinary purposes it does not require the brake to hold it in position, as it will sustain a weight of from fifty to seventy-five pounds without running down. But where the Waiter is to be loaded in excess of that weight, the brake must be used to insure perfect safety.

## FOR LIGHT FACTORY USE,

Such as Hat, Boot and Shoe, Straw Goods, &c., and for Warehouses, where light packages are to be carried from floor to floor, EMERICK'S DUMB WAITER will be found very efficient, and is highly recommended by parties using it.

In New York City and vicinity we contract to put in the Waiter complete. Where practicable we prefer to do this, as it insures its successful working.

Parties living at a distance can be furnished with the Box and Fixtures complete, or the Fixtures only.

Any good mechanic can build the Waiter, and, by attending to the directions on the following pages, apply the Fixtures.

There are many cases where a Waiter is wanted to open in front on one floor and in the back on another. This requires a double-faced Fixture, which is our regular Fixture with a hoist wheel on each end of the shaft.

DIRECTIONS FOR ORDERING  
**EMERICK'S PATENT**  
 DUMB WAITER FIXTURES.

For openings 19 to 22 inches wide, use a 16 inch Fixture.  
 " " 23 " 27 " " " 20 " "  
 " " 28 " 32 " " " 24 " "  
 " " 34 " 38 " " " 30 " "

PRICE-LIST.

	SINGLE FACE.	DOUBLE FACE.
Prices for Fixtures, 16 inches,	\$40.00	\$50.00
" " " 20 "	42.50	52.50
" " " 24 "	45.00	55.00
" " " 30 "	50.00	60.00

In ordering double-face Fixtures state depth of well-hole, in order to obtain proper length of shaft.

The above prices do not include car ropes, weight or guides.

Car, weights, rope, &c., furnished by us if desired. Price for same on application.

WEIGHTS REQUIRED FOR THESE FIXTURES.

For light work, a weight fifteen to eighteen pounds heavier than the box is sufficient. For use in flats, or where required to run more than one story, the weight should be thirty-five to forty-five pounds heavier than the box.



---

DIRECTIONS FOR PUTTING UP  
**EMERICK'S PATENT**  
DUMB WAITER FIXTURES.

---

On next page will be seen a cut showing the position of the upper Fixture.

Use  $1\frac{1}{4}$ -inch board for shelf, on which securely bolt the Fixture as shown in cut; also use  $1\frac{1}{4}$ -inch board for bottom shelf, on which the Waiter rests when it is down.

See that the Fixtures sit perfectly plumb and level on top shelf.

For light work use  $\frac{3}{4}$  Manilla rope, both on the hoist wheel and for attaching weight to Waiter. For heavy work use  $\frac{7}{8}$  Manilla rope for attaching weight to Waiter.


For private residences we have a fine braided drab cotton rope, which, fastened with steel couplings, is preferable for handling to the Manilla rope in general use.

In this cut the two friction rollers A and B are shown as being close together; this may not necessarily be; A must always be so placed as to catch the weight rope plumb from the small shaft wheel; and B must be set on line with A, on edge of the shelf so as to carry the rope to center of weight pocket.

If weight pocket is on the side, A can be dispensed with, thus reducing the friction and securing easier running of Waiter.


By changing these rollers, the weight can be coursed in any direction desired, either on side, back, or in the corner.

By using pulley A, it will hold a greater standing weight without using the brake.



CUT SHOWING POSITION OF MACHINERY FOR EMERICK'S PATENT  
DUMB WAITER.

For weight in back, change direction of pulleys A and B.



CUT SHOWING CANNON'S IMPROVED DUMB WAITER FOR DWELLING HOUSE, RESTAURANT AND HOTEL USE.

Waiters can be made to fit any size opening.

18 WARREN STREET, NEW YORK.

DIRECTIONS FOR ORDERING  
**CANNON'S**  
 DUMB WAITER FIXTURES.

For openings 19 to 22 inches wide, use a 16-inch Fixture.

“	“	23	“	27	“	“	“	20	“	“
“	“	28	“	32	“	“	“	24	“	“
“	“	34	“	38	“	“	“	30	“	“

	SINGLE FACE.	DOUBLE FACE.
Prices for Fixtures, 16 inches,	\$20.00	\$30.00
“ “ “ 20 “	22.50	32.00
“ “ “ 24 “	25.00	35.00
“ “ “ 30 “	30.00	40.00

In ordering double face Fixtures state depth of well-hole, in order to obtain proper length of shaft.

The above prices do not include car, ropes, weight or guides.

Car, weights, rope, &c., furnished by us if desired. Prices for same on application.

WEIGHTS REQUIRED FOR THESE FIXTURES.

For light work, a weight eight to ten pounds heavier than the box is sufficient. For use in flats, or where required to run more than one story, the weight should be ten to fifteen pounds heavier than the box.

---

DIRECTIONS FOR PUTTING UP  
**CANNON'S**  
DUMB WAITER FIXTURES.

---

On next page will be seen a cut showing the position of the upper Fixture.

Use  $1\frac{1}{4}$  inch board for shelf, on which securely fasten the Fixture as shown in cut; also use  $1\frac{1}{4}$  inch board for bottom shelf, on which the Waiter rests when it is down.

See that the Fixtures sit perfectly plumb and level on top shelf.

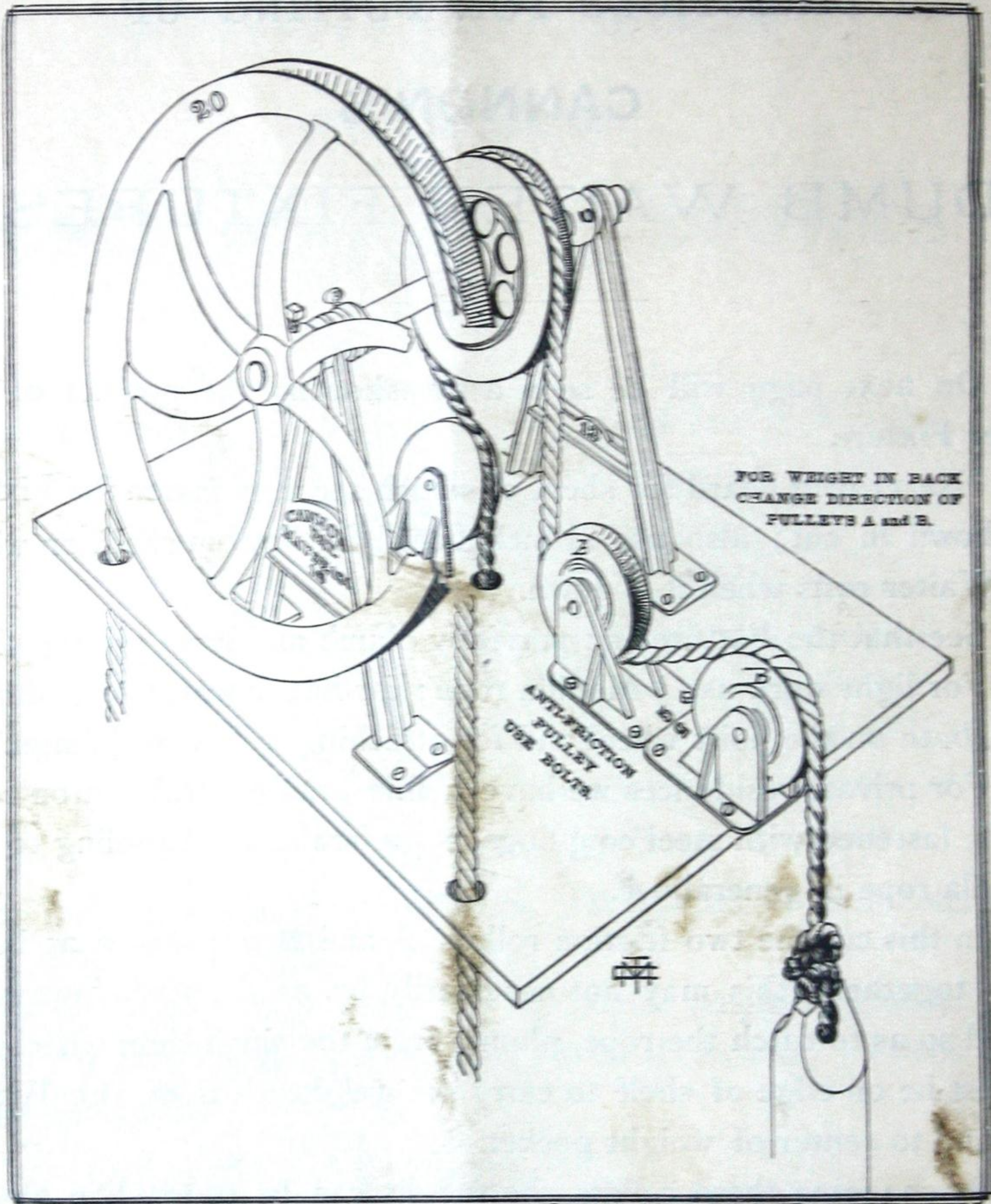
For light work use  $\frac{5}{8}$  Manilla rope; for heavy work use  $\frac{3}{4}$  Manilla rope, both on the hoist wheel and for attaching weight to Waiter.

For private residences we have a fine braided drab cotton rope, which, fastened with steel couplings, is preferable for handling to the Manilla rope in general use.


In this cut the two friction rollers A and B, are shown as being close together; this may not necessarily be, as A should always be placed so as to catch the rope plumb from the small shaft wheel, and B must be on edge of shelf to carry the weight clear of the Waiter side and to center of weight pocket.

By changing these rollers, the weight can be coursed in any direction desired, either on side, back, or in the corner.

In splicing the hoisting rope care should be taken to have the sliding sheave, which goes under the bottom shelf, remain in the center of guide rods; this will allow for the shrinkage or stretch of the rope. Waiters running more than two stories, the sliding sheave should be dispensed with.



Where the Clamp is used, it should be applied to the casing on the same side as the rope which pulls the Waiter up.



CUT OF THE CHAMPION DUMB WAITER FOR USE IN FLATS.

Fixtures, \$15.00 per set. Waiters can be made to fit any size of opening. Above price does not include car, weight, rope or guides. Price for same on application.


### DIRECTIONS FOR ORDERING THE CHAMPION DUMB WAITER.

This Fixture consists of three wheels of size to suit the opening, and two six-inch sheave wheels. For a cheap Waiter for light work, the Champion will answer the purpose and give good satisfaction.

In ordering the Champion Dumb Waiter Fixtures, you should always send sketch, giving size of opening, size of weight pocket, and also state if weight pocket is on the side or back of opening, and state if the openings are all on one side of well-hole.

Weights for these Fixtures should be eighteen to twenty pounds heavier than the box.

The Waiter is supplied with a clamp which will securely hold the Waiter when loaded.



### DIRECTIONS FOR PUTTING UP CHAMPION DUMB WAITER FIXTURES.

Place wheels A B on top shelf, so as to carry the hand-rope clear of front of Waiter to pulley C, which is bolted to the top of Waiter, with edge facing the front, through which one end of the rope passes up through the shelf and is tied in a knot.

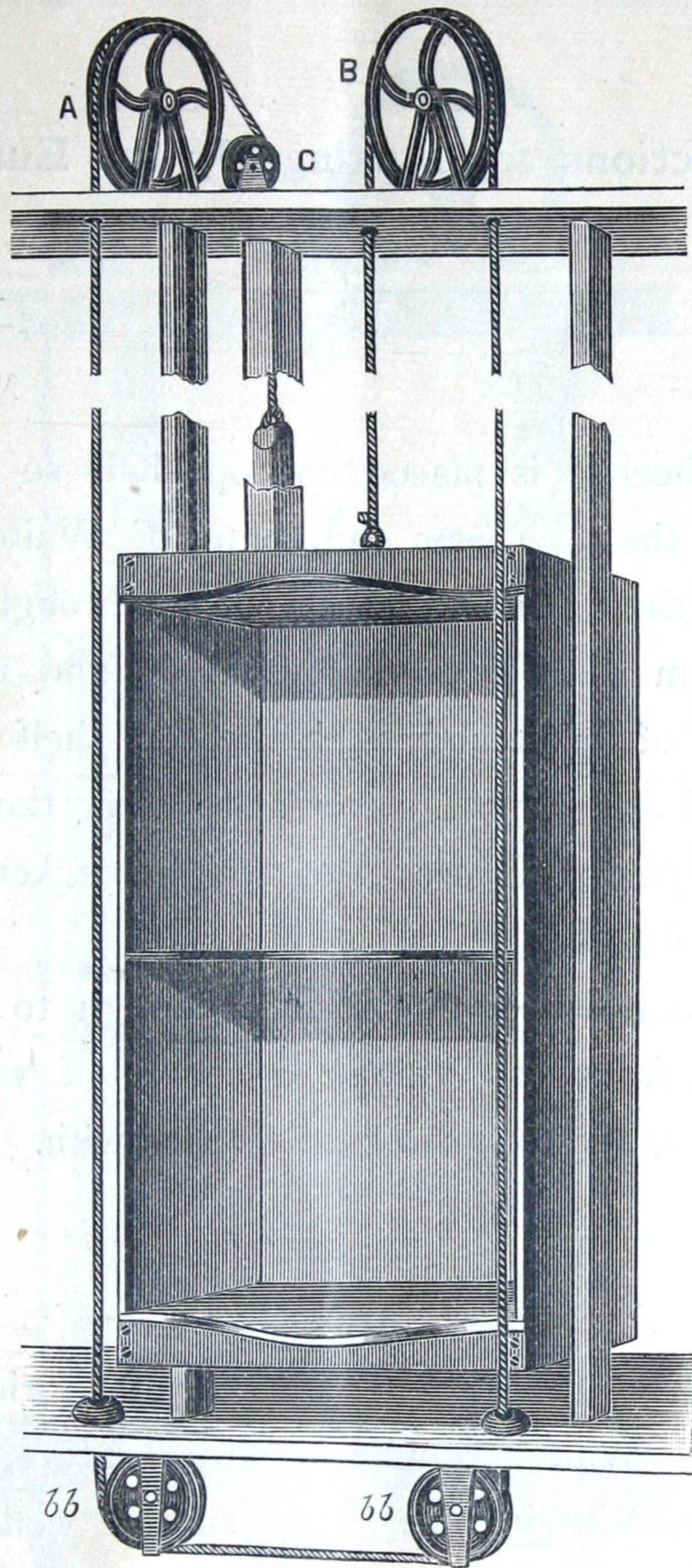
The other end of rope passes down over wheel A, so placed on under side of bottom shelf as to carry the rope to pulley C, bolted to bottom of Waiter, through which the end of rope passes down through the shelf and is pulled taut and tied in a knot.

Place wheel B on top shelf, so as to carry one end of the weight rope plumb from the center of Waiter over pulley D to center of weight pocket.

By changing the directions of wheel B and pulley D the weight can be run in any part of well-hole.

Where wheel B is large enough to span from center of Waiter to center of weight pocket, pulley D can be dispensed with.





CUT OF THE EUREKA DUMB WAITER FOR LIGHT KITCHEN USE.

Fixtures, \$12.00 per set.

Waiter can be made to fit any size of opening.

In ordering Eureka Dumb Waiter Fixtures give size of opening and state if weight pocket is on the side or back of well-hole, or if on the inside or outside of lining of well.

Above price does not include car, weight, rope or guides. Prices for same on application.

### Directions for Putting Up the Eureka Dumb Waiter.

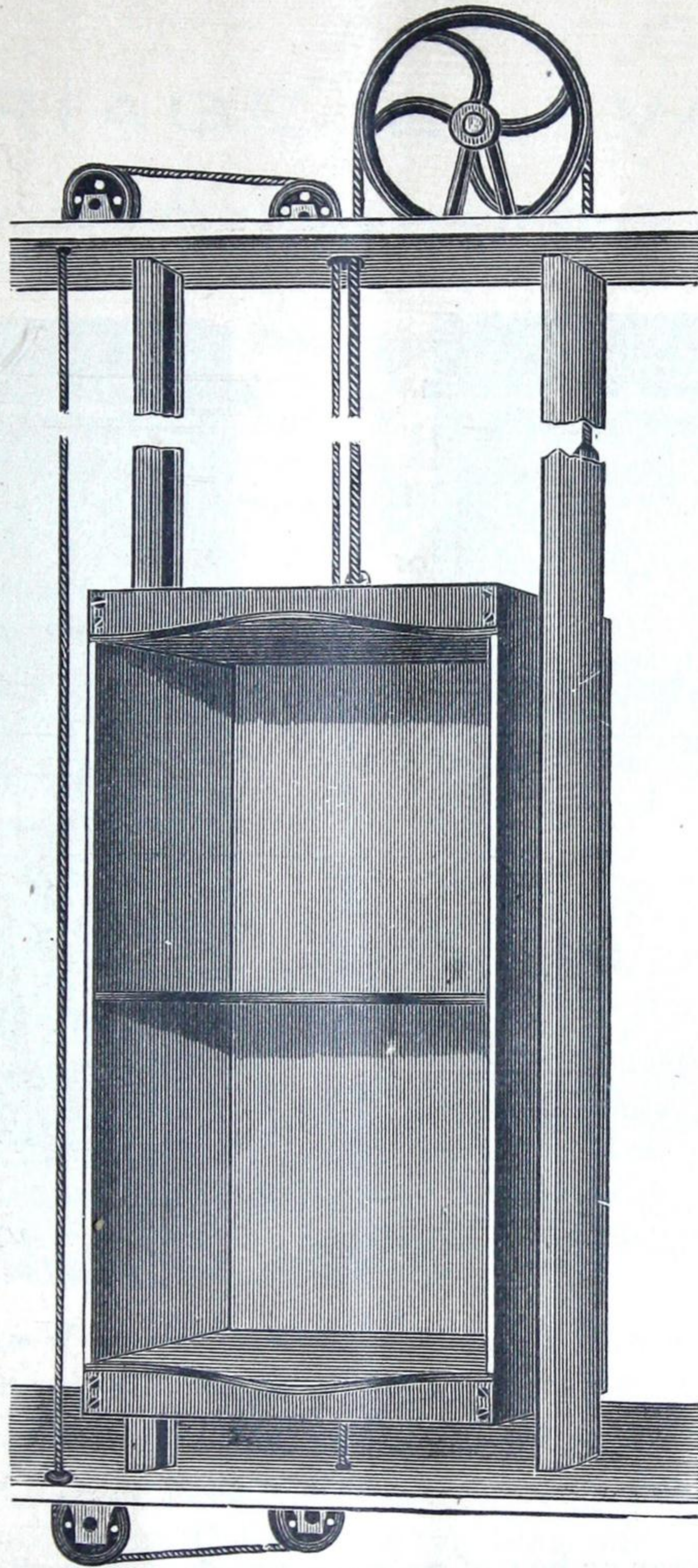
---

Wheel B is placed on top shelf so as to carry the rope from the center of Waiter to clear the front, and passes down through the bottom shelf over pulleys B B, and up in front of Waiter through the top shelf over wheel A, pulley C, so set as to carry the end of rope to the center of weight pocket and spliced to the weight.

When wheel A is large enough to span from front of Waiter to center of weight pocket, pulley C can be dispensed with.

---

When ordering or applying for price of Dumb Waiter complete (with Fixture, Car, Rope, Weight, &c.), state size of well-hole, whether, double or single opening, distance to run, from lowest point to position of machinery, and required weight it is supposed to carry.




CUT OF COMMON SENSE DUMB WAITER.

Weight for the Dumb Waiter should be 2 to 3 lbs. heavier than box.


Price of Fixtures, \$8.00 per set. Waiter can be made to fit any size of opening.

The Waiter can be set up by any carpenter by observing the sketch.

Price on above Fixtures does not include weight, rope or guides. Prices for same on application.



*Our Style of Waiter with Hinged Shelf, for  
Flats and Restaurants.*




*Our Style of Waiter with Stationary Shelves  
for Private Residences.*

CUTS SHOWING DIFFERENT STYLES OF DUMB WAITER BOXES.

In ordering car or box of us, send rough sketch showing size of well and position of weight pocket.

# CARRIAGE ELEVATOR.

*For Livery and Private Stables, Carriage Manufactories, &c.*



The accompanying cut shows our Carriage Elevator. The Platform is flat, with no obstructions above, and can be made of size to suit any carriage or wagon ; is suspended by four fine wire Cables, which wind on grooved drums, preventing Cables from rubbing and wearing. Platform has guides on one side only, and is provided with adjustable counter-balance weight. The Machinery is controlled by our safety brake, operated by endless check line.

Prices quoted on application.

In sending for Prices please send us total distance of Elevator to run, and exact size of well.

18 WARREN STREET, NEW YORK.

---

## TESTIMONIALS.

---

D. S. MORGAN & Co.,  
 MANUFACTURERS OF TRIUMPH HARVESTING MACHINERY,  
 BROCKPORT, 4, 6, 1889.

*Butler Hardware Company, 18 Warren Street, New York :*

GENTLEMEN—As per your request of the 29th, would say that we have used one of your Dumb Waiters, "Emerick Pat.," for the past two years, and it has given us perfect satisfaction in every way.

Yours respectfully,

D. S. MORGAN & CO.,

*Per J.*

NEW YORK, April 2d, 1889.

*Butler Hardware Company :*

GENTS—The four Waiters you set up for me in 405, 407, 409 and 411 West 53d street, Emerick's Patent, work first-class in every respect, and to my entire satisfaction.

Respectfully,

JOHN DONNELLON,

451 West 146th Street.

The Emerick Patent Dumb Waiter was placed in the house of Mr. John C. Van Rensselaer, of New Brunswick, nearly two years ago, for the use of an invalid. It has given entire satisfaction.

S. DE L. VAN RENSSELAER,

85 Lexington avenue, New Brunswick, N. J.

CENTRAL PARK APARTMENTS, 7TH AVENUE, 58TH AND 59TH STREETS,  
 NEW YORK, March 30th, 1889.

*Butler Hardware Co., 18 Warren Street, New York :*

DEAR SIRS—I have now in use five of your Dumb Waiters, and am pleased to say that they are proving very satisfactory and can recommend them to the public.

Yours truly,

J. J. McCOMB.

OFFICE OF C. W. FISK, CARPENTER AND BUILDER,  
 JERSEY CITY, 1889.

*Butler Hardware Company :*

GENTLEMEN—The Dumb Waiter you put in for me of the Emerick Patent has given entire satisfaction. Of its strength and durability I am well satisfied. Its noiseless movement is a great advantage, as well as its safety-check, and give it precedence of all others.

Very respectfully yours,


CHARLES W. FISK,


Building Contractor, Jersey City, New Jersey.

**AND MANY OTHERS.**


---


18 WARREN STREET, NEW YORK.

















EMERICK'S PATENT DUMB WAITER FOR DWELLING HOUSE, RESTAURANT,  
HOTEL AND LIGHT FACTORY USE.